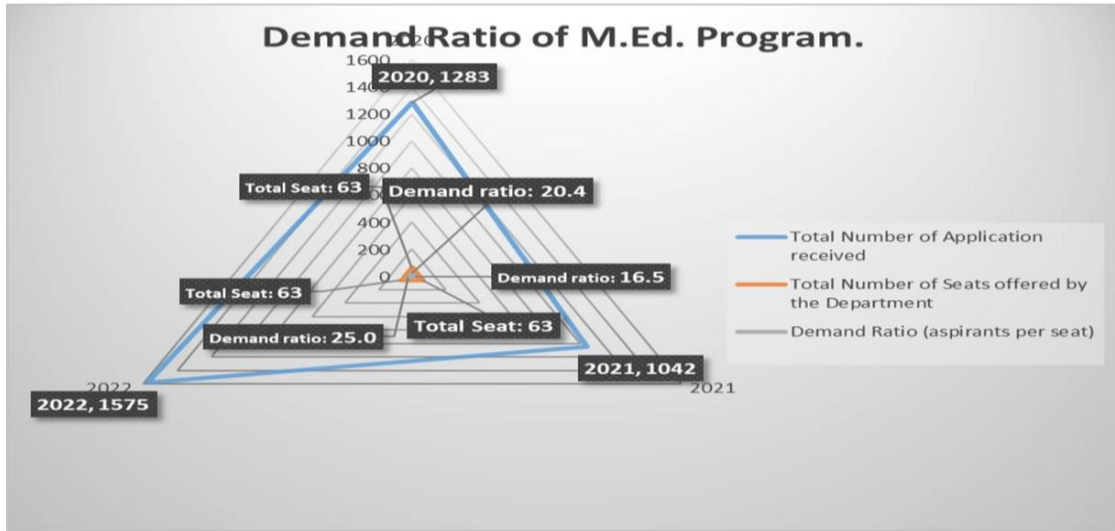


DEPARTMENT OF EDUCATION, UNIVERSITY OF DELHI

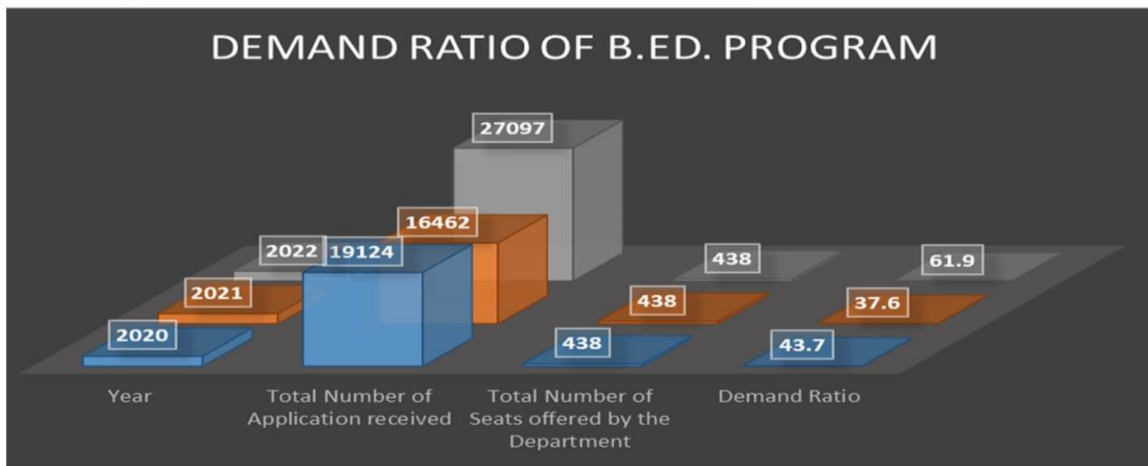
Number of students on rolls year-wise during 2018-19 to 2022-23

Year-1 : 2018	
Programme	Total Number of students
B.Ed. I yr.	109
B.Ed. II yr.	88
M.Ed. I Yr.	51
M.Ed. II Yr.	56
M.Phil.	21
Ph.D.	31
Total	356
Year-2 : 2019	
Programme	Total Number of students
B.Ed. I yr.	119
B.Ed. II yr.	96
M.Ed. I Yr.	61
M.Ed. II Yr.	43
M.Phil.	14
Ph.D.	64
Total	397
Year-3 : 2020	
Programme	Total Number of students
B.Ed. I yr.	140
B.Ed. II yr.	90
M.Ed. I Yr.	68
M.Ed. II Yr.	49
M.Phil.	26
Ph.D.	111
Total	484
Year-4 : 2021	
Programme	Total Number of students
B.Ed. I yr.	147
B.Ed. II yr.	104
M.Ed. I Yr.	70
M.Ed. II Yr.	64
M.Phil.	20
Ph.D.	152
Total	557
Year-5 : 2022	
Programme	Total Number of students
B.Ed. I yr.	148
B.Ed. II yr.	122
M.Ed. I Yr.	63
M.Ed. II Yr.	61
Ph.D.	188
Total	582

Demand Ratio

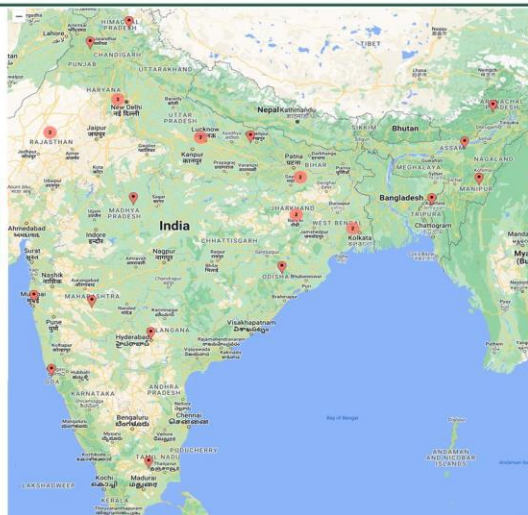


Demand Ratio



Enrolment (Ph.D.)

Students' Locale

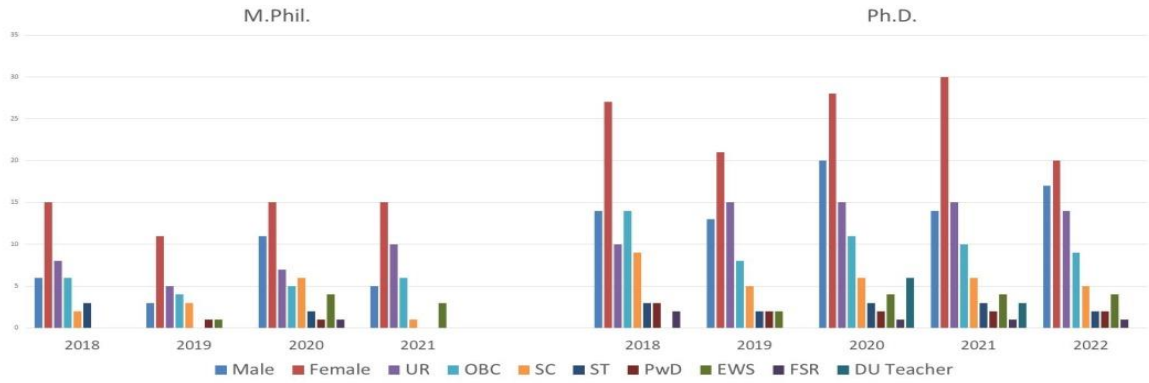


International Students

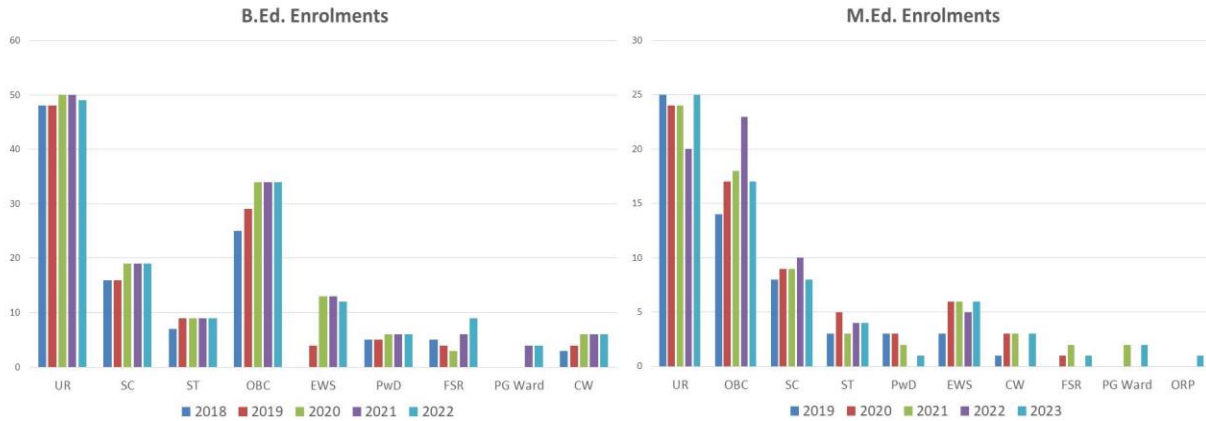
- Guyana
- Afghanistan
- Lesotho
- Nepal
- Tibet
- Cambodia
- Bangladesh

Enrolment

Graphical overview of the diversity of scholars registered in Research Courses



Enrolment



Demand Ratio

